








## Key Skills Home Learning

<p>Use every opportunity to teach your child to tell the time.</p> 	<p>Each day, use the weather app to discuss and compare the weather and the temperature (in °C and °F). Can they convert between the two?</p>	<p>Involve your child in cooking where possible to give them the opportunity to practise measuring and reading scales.</p>	<p>Play shops and give children real money to handle if possible.</p> 
<p>Encourage your child to practise their handwriting. Look at the letter formation guide on the website. Challenge them to copy out a certain number of words in a minute.</p>	<p>Teach your child your full name, address and phone number. This is important in case they ever get separated from you.</p>	<p>Encourage your child to keep a daily diary for them to look back on when they are older.</p> 	<p>Speed write key spellings (year group challenge spellings are on the website). Use any of the spelling strategies shown on the website.</p>
<p>Practise reading a range of different materials (books, newspapers, magazines, etc.). Could you record your child reading so they can send it to their teacher or to a younger member of the family?</p>	<p>Teach your child to change their bedding and make the bed.</p> 	<p>Teach them how to use the washing machine, including what should be separated and which drawer the detergent goes in.</p>	<p>Encourage your child to help with the washing up, drying and putting away.</p> 
<p>Teach your child to tie their shoe laces, do up buttons and fold their clothes neatly.</p> 	<p>Get your child to take photos in the garden or around the house. Can they use filters to make their pictures look different?</p>	<p>Encourage your child to help with the household chores, such as hoovering and dusting.</p> 	<p>Encourage your child to use their manners at all times and to say or do something kind to another member of the family.</p>